



China's International Trade Statistical System

Regional Seminar on International Trade Statistics
September 28 2016, Ashgabat



National Bureau of Statistics of China



- In the year of 2015
 - Trade in goods of China, import and export totaled US\$3.96 trillion. down 8% year on year. Remain the largest trade country.
 - Trade in service of China, the total service import and export volume reached US\$713 billion. Remain the world's second.



Outline

Outline of the presentation


- China's Official Statistics
- International Trade Statistical System
- Cooperation among line ministries
- Challenges and problems



China's Official Statistics

- China's official statistical system is composed of
 - the National Bureau of Statistics(NBS) and its affiliated survey offices,
 - the local statistical bureaus
 - **Statistics conducted by line ministries**

China's Official Statistics



—→ Administrative leadership - - - - -→ Business leadership ········→ Business guidance



China's Official Statistics

- National Bureau of Statistics
 - The National Bureau of Statistics is established under the State Council and shall be responsible for organizing, directing and coordinating statistical work nationwide according to law.



China's Official Statistics

- Statistics conducted by line ministries
 - Organizing, guiding and conducting the statistical work of the ministry.
 - Administering the statistical forms issued by the ministry and take charge of statistical data of the ministry
 - Release data according to the Statistical Law

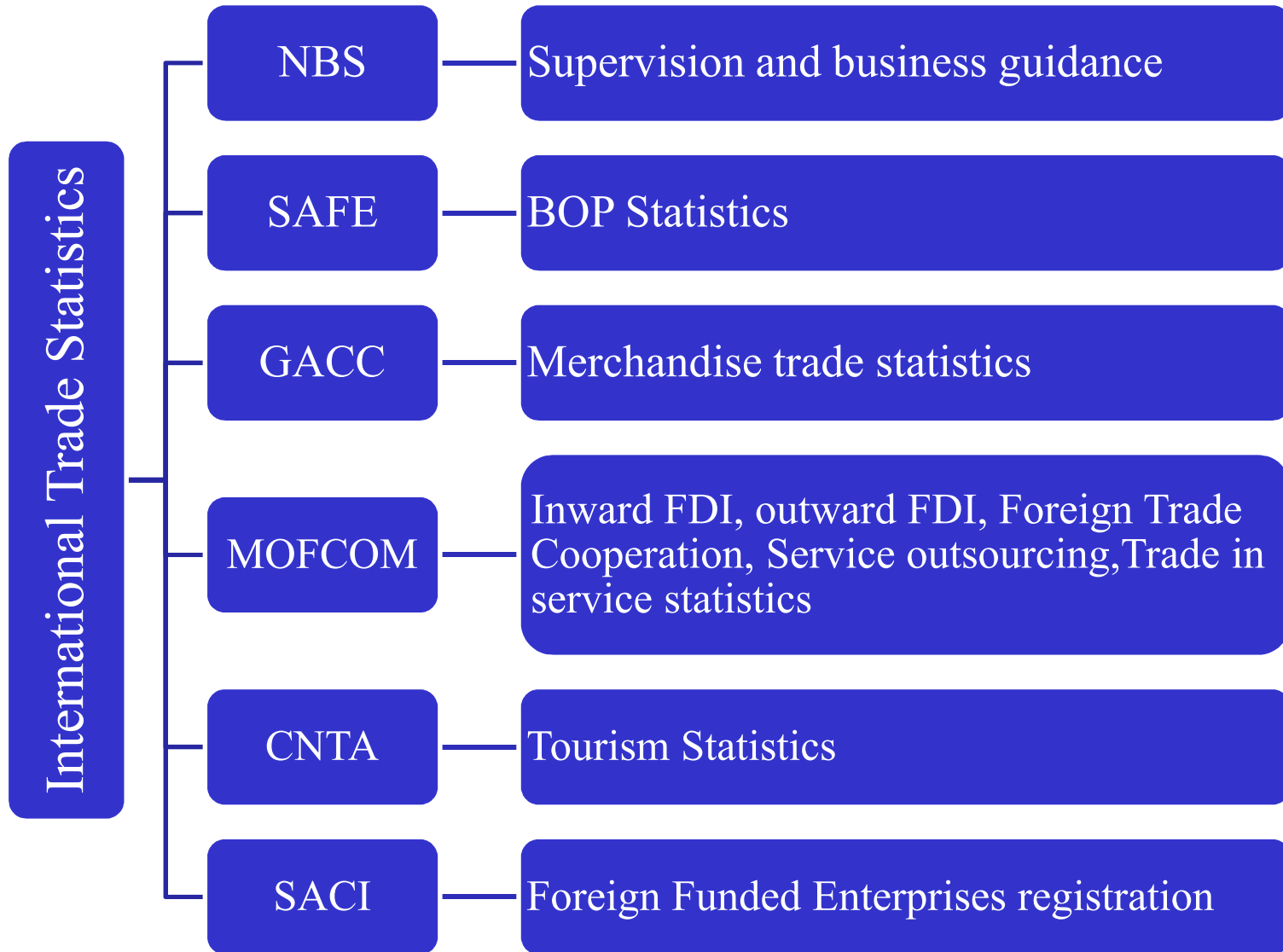


International Trade Statistical System

- National Bureau of Statistics (NBS)
- State Administration of Foreign Exchange (SAFE)
- General Administration of Customs of China (GACC)
- Ministry of Commerce (MOFCOM)
- China National Tourism Administration (CNTA)
- State Administration for Industry and Commerce of China (SAIC)



International Trade Statistical System





International Trade Statistical System

- State Administration of Foreign Exchange (SAFE)
 - Under People's Bank of China (PBC, Central Bank)
 - To oversee the statistics and monitoring of **the balance of payments and external credit and debt**, to release relevant information according to the regulations
 - BOP , IIP quarterly data are released in the end of following quarter through online portal. (in accordance with SDDS)



International Trade Statistical System

- General Administration of Customs of China (GACC)
 - China Customs statistics are the country's official **external merchandise trade statistics**.
 - China Customs is responsible for trade data collection, processing, compilation and publication.



International Trade Statistical System

- GACC Data Dissemination and Publication
 - Monthly Data are released on 8th or 13th (the last month of each quarter) following the reference month.
 - Monthly Digests of Statistics are published on the 20th following the reference month.
 - Statistics Yearbook is published at September after the end of the year.
 - Online portal
 - <http://www.customs.gov.cn>
 - <http://www.chinacustomsstat.com/customsstat/>



International Trade Statistical System

- **Ministry of Commerce (MOFCOM)**
 - Inward Foreign Direct Investment Statistics
 - Outward Foreign Direct Investment Statistics
 - Foreign Trade Cooperation Statistics
 - Overseas Contracted projects
 - Overseas Labour Service cooperation
 - Trade in Services Statistics
- There are 3 departments of MOFCOM implemented these statistics



- **MOFCOM Data Dissemination**
 - Monthly Inward FDI data are released at the end following the reference month.
 - Monthly Foreign Trade Cooperation data are released at the 20th following the reference month through press conference or online portal.
 - Yearly Outward FDI Statistical Bulletin is released at September after the end of the year
 - Yearly TIS data are released at August after the end of the year



International Trade Statistical System

- China National Tourism Administration (CNTA)
 - Supervise the operation of tourist economy and take charge of **tourism statistics** and release of trade information.
 - Monthly tourism data are release 20th following the reference month



International Trade Statistical System

- China's International Trade Statistics are not centralized
- Statistics are conducted respectively, and the business register is also respectively
- NBS doesn't produce international trade statistics data



Cooperation among line ministries

- Cooperation among line ministries
 - Statistical program
examine and approve(NBS)
 - Data sharing and dissemination
 - Project cooperation



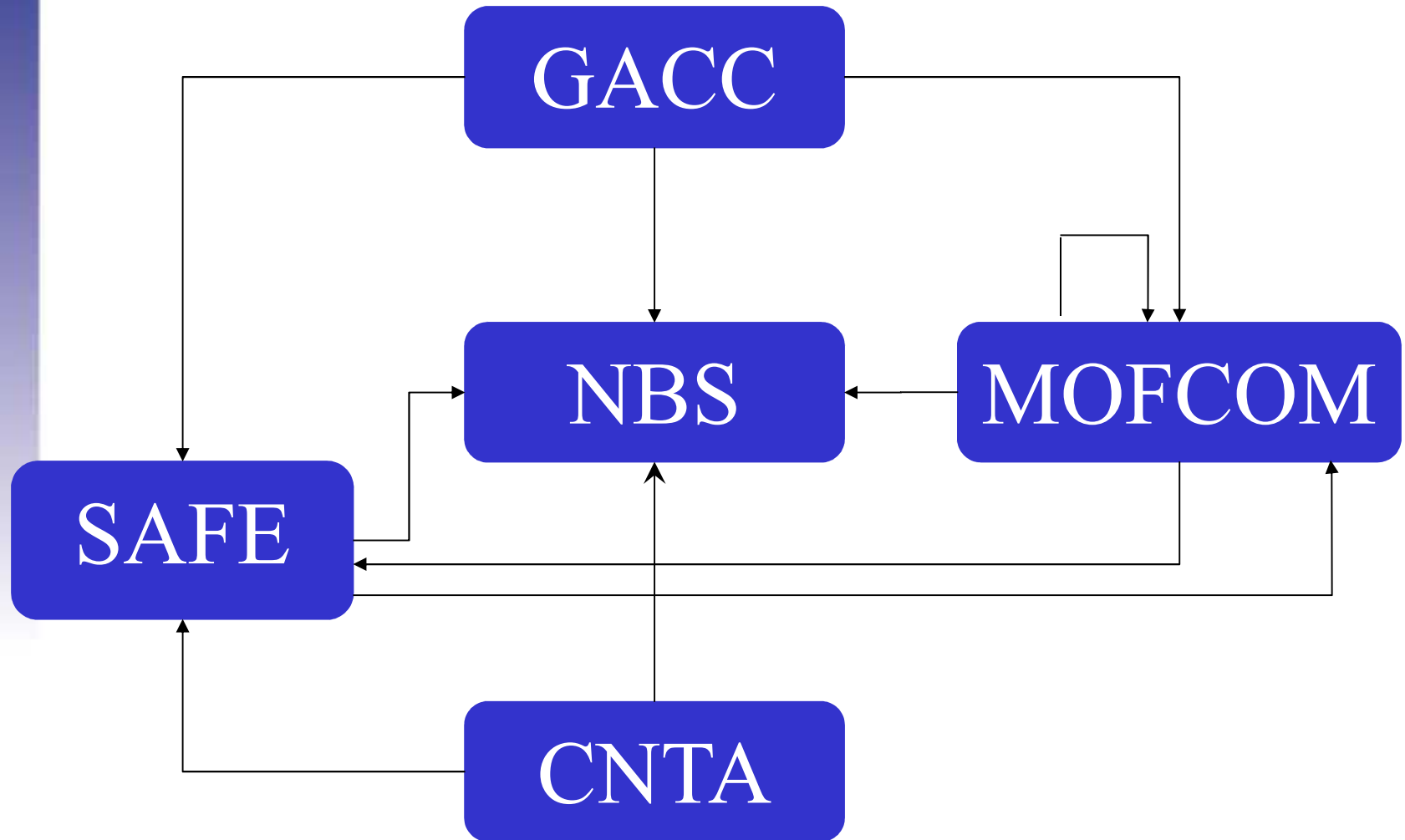
Cooperation among related departments

- Statistical programs examine and approve(NBS)
 - All Statistical investigation programs implemented by line ministries are examined and approved by NBS every 2 years.
 - NBS put these investigation programs on records and asked the line ministries to report related data to NBS.
 - International trade statistics programs
 - SAFE, 3 programs
 - GACC, 1 programs
 - MOFCOM, 6 programs
 - CNTA, 1 programs



Cooperation among related departments

- Data sharing and dissemination





Cooperation among related departments

- In 2007, NBS set up international trade statistics data provide program to collect data from line ministries at regular intervals.
- Joint released data
 - Yearly Outward FDI
- NBS portal, National Data
<http://data.stats.gov.cn>



Cooperation among related departments

登录 | 注册 | 旧版数据库 | English

National data 国家数据
中华人民共和国国家统计局
National Bureau of Statistics of China

首页 | 月度数据 | 季度数据 | 年度数据 | 普查数据 | 地区数据 | 部门数据 | 国际数据 | 可视化产品 | 出版物 | 我的收藏 | 帮助

查数 CHASHU 如: 2012年北京 GDP 搜索 统计热词 GDP CPI 总人口 社会消费品零售总额 粮食产量 PMI PPI

首页 月度数据 简单查询

简单查询 高级查询 数据地图 经济图表 添加收藏 数据管理 报表管理

指标

- 价格指数
- 工业
- 能源
- 固定资产投资(不含农户)
- 房地产
- 国内贸易
- 对外经济
 - 进出口总额
 - 外商直接投资
- 交通运输
- 邮电通信
- 采购经理指数

时间: 最近13个月

指标	2016年8月	2016年7月	2016年6月	2016年5月	2016年4月	2016年3月
进出口总值_当期值(千美元)	329135339	315056873	312459054	312143222	299958011	291769733
进出口总值_同比增长(%)	-1.1	-7.9	-6.4	-2.6	-5.8	2.1
进出口总值_累计值(千美元)	2350968214	2024994704	1711368636	1410121963	1101897043	802136293
进出口总值_累计增长(%)	-7.9	-8.8	-8.8	-8.6	-9.9	-11.1
出口总值_当期值(千美元)	190592312	182642116	180183971	181059364	172757807	160813323
出口总值_同比增长(%)	-2.8	-4.4	-4.8	-4.1	-1.8	11.1
出口总值_累计值(千美元)	1352930460	1165014972	984229001	813807797	636469408	463931111
出口总值_累计增长(%)	-7.1	-7.6	-7.8	-7.3	-7.6	-9.1



Cooperation among related departments

- Project cooperation
 - Cross border e-commerce statistics(GACC, NBS, MOFCOM)
 - Trade in service statistics work team(MOFCOM,NBS, SAFE)
 - Trade in value added work team (NBS,GACC,MOFCOM)
 - Tourism statistics work team(CNTA,SAFE,NBS)



Challenges and problems

- NBS should enhance the coordination among the line ministries, promote the data integration, eliminate the overlap among different statistics
- NBS is exploring to set up unified platform to collect data, to reduce the cost of coordination.



Thank you !

Спасибо!

liuxiaoyan@stats.gov.cn

Department of Trade and External Economic Relations



National Bureau of Statistics of China